

Instruction Manual



Read carefully
the manual
before use
the equipment

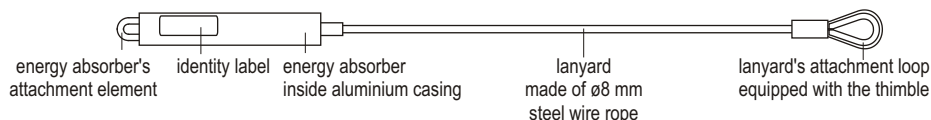


ROOF LANYARD AZ800

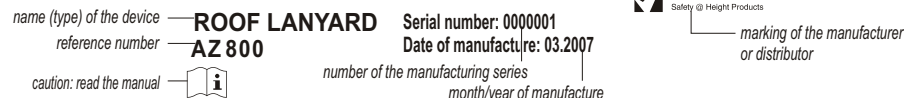
FOR USE WITH RETRACTABLE TYPE FALL ARRESTER

Roof lanyard AZ 800

Roof lanyard AZ 800 consists of energy absorber fixed to steel lanyard. Energy absorber is made of polyamide webbing. Maximal length of roof lanyard AZ 800 including connectors shall not exceed 2 m. Roof lanyard AZ 800 can be used only with retractable type fall arresters in accordance with fall arrester's manual.



Device marking (identity label)



Utilization for roof work

This retractable type fall arrester was successfully tested for horizontal use and drop over an edge. The equipment may be used over similar edges as follows: rolled steel profiles, wooden beams or clad, rounded roof parapet. In case of very "cutting type edge or "free of burrs" (such as unclad roof rusty steel girder or a sharp concrete edge an edge protector should be mounted. The retractable device shall be associated with roof lanyard AZ 800.

The end of lanyard has to be connected to the cable carabiner of the retractable device. The end of energy absorber must be attached to "A" buckles of safety harness by connector compliant with EN 362. The retractable type fall arrester must be anchored to structure of building at least 3 m from the edge along which the user operates (distance "x" - see fig. 1, fig. 2). The anchor point may be situated at the same height as the edge at which a fall might occur or above this level. The user is permitted to move laterally through distance "y" not greater than "x" (see fig. 1). The clearance distance (distance "h" - see fig.2) between roof level and ground level must be greater than 3 m + 1/2 lateral distance "y" but not less than 3 m. To minimise fall distance and pendulum movement the "x" and the "y" distances should be minimized, respecting the minimum distance "x"=3m.

The user shall take into consideration the existing risks of injury during fall arrest after he fall over the edge. For the event of fall over the edge, special rescue measures shall be defined and trained.

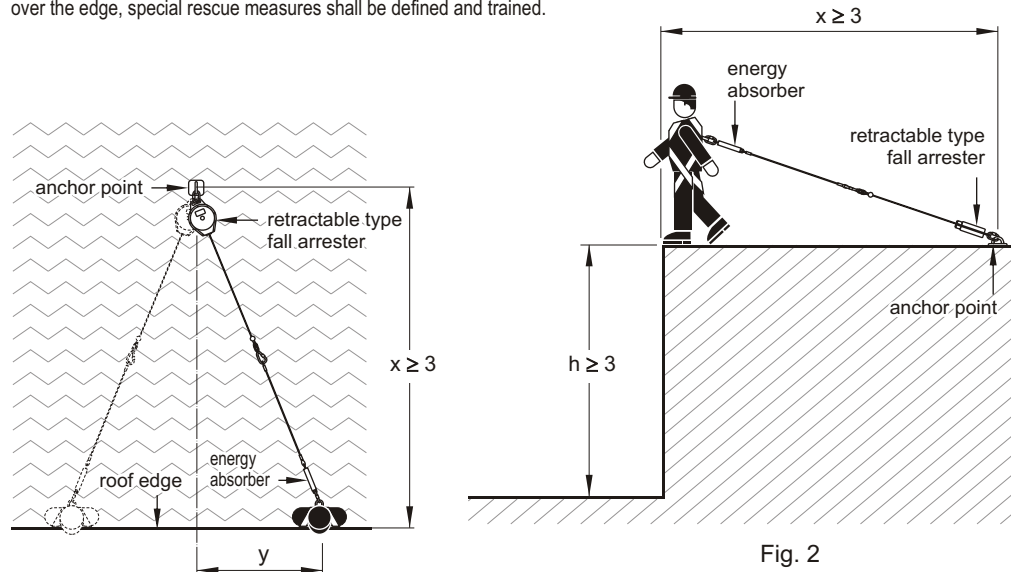


Fig. 1

Fig. 2

Pre-use check

The user shall check roof lanyard before each use. During pre-use check it is necessary to inspect all elements of the equipment in respect of any damages, excessive wear, corrosion, abrasion, cutting or incorrect acting. Roof lanyard AZ 800 must be withdrawn from use immediately when any doubt arise about its condition for safe use and not used again until confirmed in writing by equipment manufacturer or his representative after carried out the detailed inspection.

Periodic inspections

After each 12 months of utilization, roof lanyard AZ 800 must be withdrawn from use to carry out periodic inspection.

The inspection must be carried out by the competent person responsible in the user organization for protective equipment, or device manufacturer or company recommended by manufacturer.

The result of inspection must be recorded in Identity Card.

Time of use

Roof lanyard AZ 800 can be used for 5 years counting from a date of putting it into operation. After this period the device must be withdrawn from use to carry out detailed manufacturer's inspection.

The inspection can be carried out by:

- manufacturer
- or person recommended by the manufacturer
- or company recommended by manufacturer.

During this inspection will be established admissible time of use of roof lanyard till next manufacturer's inspection.

Roof lanyard must be withdrawn from use immediately and destroyed when it has been used to arrest a fall.

IT IS THE RESPONSIBILITY OF THE USER ORGANISATION TO PROVIDE THE IDENTITY CARD AND TO FILL IN THE DETAILS REQUIRED. THE IDENTITY CARD SHOULD BE FILLED IN ONLY BY A COMPETENT PERSON RESPONSIBLE FOR PROTECTIVE EQUIPMENT. THE IDENTITY CARD SHOULD BE FILLED IN BEFORE THE FIRST USE OF THE EQUIPMENT. ANY INFORMATION ABOUT THE EQUIPMENT LIKE: PERIODIC INSPECTIONS, REPAIRS, REASONS OF EQUIPMENT'S WITHDRAWN FROM USE SHALL BE NOTED. THE IDENTITY CARD SHOULD BE STORED DURING A WHOLE PERIOD OF EQUIPMENT UTILIZATION. DO NOT USE THE EQUIPMENT WITHOUT THE IDENTITY CARD.

IDENTITY CARD

MODEL AND TYPE OF EQUIPMENT					
REF. NUMBER					
SERIAL NUMBER		DATE OF MANUF.			
USER NAME					
DATE OF PURCHASE		DATE OF FIRST USE			
PERIODIC EXAMINATION AND REPAIR HISTORY					
	DATE	REASON FOR SERVICING/REPAIR	CONDITION OF DEVICE AFTER SERVICING	NAME AND SIGNATURE OF COMPETENT PERSON	NEXT EXAMINATION DATE
1					
2					
3					
4					
5					

Tacklestore Ltd, Unit 23 Atlantic Road, Avonbridge Trading Estate, Avonmouth, Bristol, BS11 9QD, England
tel. 0044 1179 381600, fax 0044 1179 381 602, www.fall-protection.uk.com

Instruction Manual



Read carefully
the manual
before use
the equipment

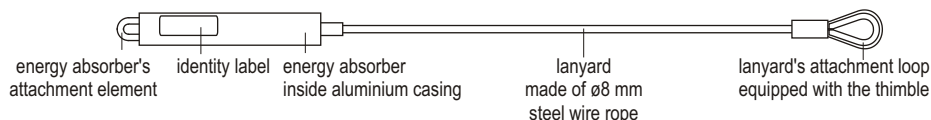


ROOF LANYARD AZ800

FOR USE WITH RETRACTABLE TYPE FALL ARRESTER

Roof lanyard AZ 800

Roof lanyard AZ 800 consists of energy absorber fixed to steel lanyard. Energy absorber is made of polyamide webbing. Maximal length of roof lanyard AZ 800 including connectors shall not exceed 2 m. Roof lanyard AZ 800 can be used only with retractable type fall arresters in accordance with fall arrester's manual.



Device marking (identity label)

name (type) of the device — **ROOF LANYARD** Serial number: 0000001
reference number — **AZ 800** Date of manufacture: 03.2007
caution: read the manual — number of the manufacturing series
month/year of manufacture



marking of the manufacturer
or distributor

Utilization for roof work

This retractable type fall arrester was successfully tested for horizontal use and drop over an edge. The equipment may be used over similar edges as follows: rolled steel profiles, wooden beams or clad, rounded roof parapet. In case of very "cutting type edge or "free of burrs" (such as unclad roof rusty steel girder or a sharp concrete edge an edge protector should be mounted. The retractable device shall be associated with roof lanyard AZ 800.

The end of lanyard has to be connected to the cable carabiner of the retractable device. The end of energy absorber must be attached to "A" buckles of safety harness by connector compliant with EN 362. The retractable type fall arrester must be anchored to structure of building at least 3 m from the edge along which the user operates (distance "x" - see fig. 1, fig. 2). The anchor point may be situated at the same height as the edge at which a fall might occur or above this level. The user is permitted to move laterally through distance "y" not greater than "x" (see fig. 1). The clearance distance (distance "h" - see fig.2) between roof level and ground level must be greater than 3 m + 1/2 lateral distance "y" but not less than 3 m. To minimise fall distance and pendulum movement the "x" and the "y" distances should be minimized, respecting the minimum distance "x"=3m.

The user shall take into consideration the existing risks of injury during fall arrest after he fall over the edge. For the event of fall over the edge, special rescue measures shall be defined and trained.

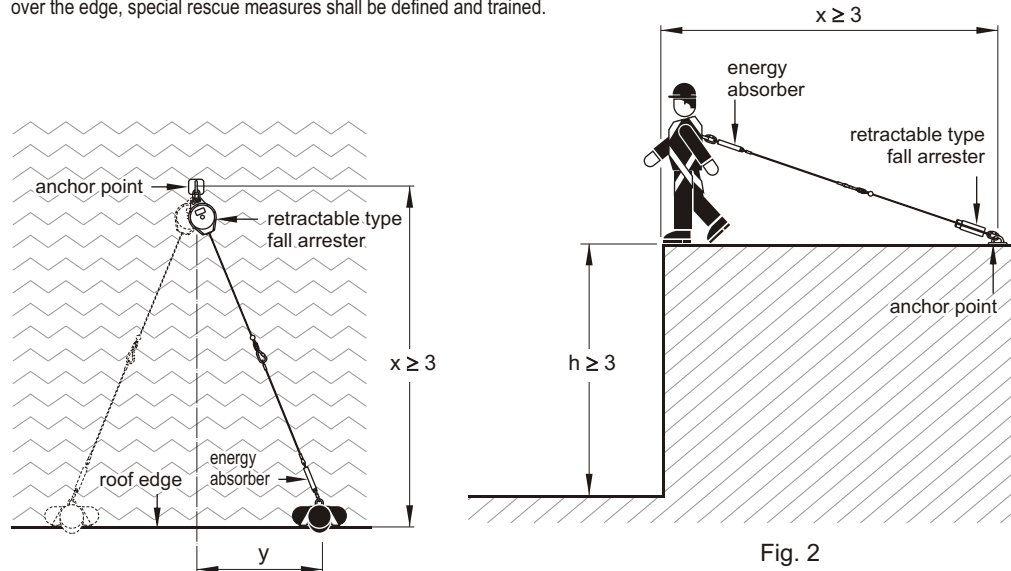


Fig. 1

Fig. 2

Pre-use check

The user shall check roof lanyard before each use. During pre-use check it is necessary to inspect all elements of the equipment in respect of any damages, excessive wear, corrosion, abrasion, cutting or incorrect acting. Roof lanyard AZ 800 must be withdrawn from use immediately when any doubt arise about its condition for safe use and not used again until confirmed in writing by equipment manufacturer or his representative after carried out the detailed inspection.

Periodic inspections

After each 12 months of utilization, roof lanyard AZ 800 must be withdrawn from use to carry out periodic inspection.

The inspection must be carried out by the competent person responsible in the user organization for protective equipment, or device manufacturer or company recommended by manufacturer.

The result of inspection must be recorded in Identity Card.

Time of use

Roof lanyard AZ 800 can be used for 5 years counting from a date of putting it into operation. After this period the device must be withdrawn from use to carry out detailed manufacturer's inspection.

The inspection can be carried out by:

- manufacturer
- or person recommended by the manufacturer
- or company recommended by manufacturer.

During this inspection will be established admissible time of use of roof lanyard till next manufacturer's inspection.

Roof lanyard must be withdrawn from use immediately and destroyed when it has been used to arrest a fall.

IT IS THE RESPONSIBILITY OF THE USER ORGANISATION TO PROVIDE THE IDENTITY CARD AND TO FILL IN THE DETAILS REQUIRED. THE IDENTITY CARD SHOULD BE FILLED IN ONLY BY A COMPETENT PERSON RESPONSIBLE FOR PROTECTIVE EQUIPMENT. THE IDENTITY CARD SHOULD BE FILLED IN BEFORE THE FIRST USE OF THE EQUIPMENT. ANY INFORMATION ABOUT THE EQUIPMENT LIKE: PERIODIC INSPECTIONS, REPAIRS, REASONS OF EQUIPMENT'S WITHDRAWN FROM USE SHALL BE NOTED. THE IDENTITY CARD SHOULD BE STORED DURING A WHOLE PERIOD OF EQUIPMENT UTILIZATION. DO NOT USE THE EQUIPMENT WITHOUT THE IDENTITY CARD.

IDENTITY CARD

MODEL AND TYPE OF EQUIPMENT					
REF. NUMBER					
SERIAL NUMBER		DATE OF MANUF.			
USER NAME					
DATE OF PURCHASE		DATE OF FIRST USE			
PERIODIC EXAMINATION AND REPAIR HISTORY					
	DATE	REASON FOR SERVICING/REPAIR	CONDITION OF DEVICE AFTER SERVICING	NAME AND SIGNATURE OF COMPETENT PERSON	NEXT EXAMINATION DATE
1					
2					
3					
4					
5					

Tacklestore Ltd, Unit 23 Atlantic Road, Avonbridge Trading Estate, Avonmouth, Bristol, BS11 9QD, England
tel. 0044 1179 381600, fax 0044 1179 381 602, www.fall-protection.uk.com