

21 mm dia
hole



LYON

USER INSTRUCTIONS


7mm wire anchor strop

Code
LO 7 I

Length1 m
Weight434 g
MaterialGalvanised
Eye styleThimble

CE 0598
EN 795:2012 Type B

CEN/TS 16415:2013



When used for a one person load:

CE 0598

EN 795:2012 Type B

"Personal fall protection equipment.
Anchor devices"

When used for a two person load during rescue:

CEN/TS 16415:2013 Type B

"Personal fall protection equipment –
Anchor devices – Recommendations for anchor
devices for use by more than one person
simultaneously"

When used for rescue, this item is not
classified as PPE and is not covered by
PPE Regulation (EU) 2016/425

Approved body

EU Type-examination for Regulation 2016/425 by:
Notified Body No. 2777

SATRA Technology Europe Ltd.
Bracetown Business Park, Clonee,
Dublin, D15 YN2P, Ireland.

Breaking load

25 kN

**This information to be read
and kept in conjunction with the
Lyon General User Instructions**

Use

This product is designed as a temporary transportable
anchor for work at height purposes.

This strop forms only one part of a fall arrest system
and must not be used alone as a fall arrestor or
lanyard. All strops should be regarded as having no
energy absorption, and are not designed to absorb
dynamic impacts.

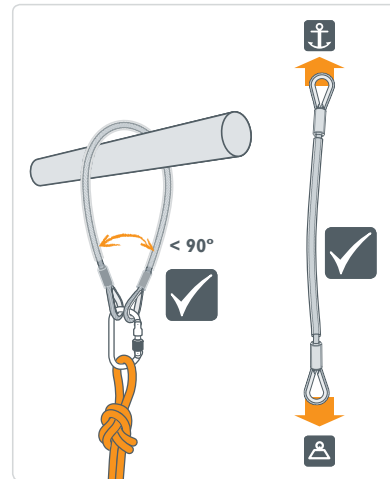
The strop will transmit any force applied directly to
the structure in the direction in which it is applied. The
strop will attempt to align with any applied force, and
may slide if the load is not applied perpendicular to
the structure.

The strop may be used in conjunction with compatible
items of personal fall protection equipment of suitable
specification, with due consideration to the limitations
of each individual piece of equipment in the safety chain.

This product is Personal Protective Equipment, and
should be a personal issue item. In normal usage it is
for one person only, but during rescue may be used for
a maximum of two people simultaneously. Please note
it is NOT lifting equipment.

The effective performance of this strop depends on
its strength, the quality of the anchor point, and the
skills of the user in placing it. Ensure that anchor points
are unquestionably reliable and do not have any sharp
edges that could damage the strop.

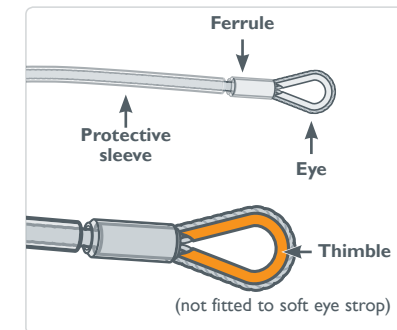
Only connect to the eyes of the strop, and always
use an EN 362 connector. Ensure the connector is
correctly loaded in accordance with the connector
user instructions. Do not use more than one
connector in one eye. Beware of creating a sharp angle
in the wire, as this may damage the strop. Always use
a strop of appropriate length, so that the angle where
the ends of the strop meet the connector is less than
90°, as shown.



Performance and ultimate strength will be reduced by
larks footing / choking around anchor points, storage
and ageing due to use, etc. (list not exhaustive).

Please note that if a protective sleeve is fitted to a
strop, this is designed to reduce wear and therefore
offer a degree of protection to the strop and to the
surface of the structure; consequently the protective
sleeve may suffer damage which is non-critical.
Thorough inspection will allow the competent
inspector to determine if the strop is still serviceable. If
you are in any doubt the strop must be removed from
service immediately.

Inspection



Strops should be subject to:

- Pre-use checks
- Thorough inspections
- Interim inspections (as appropriate)

The whole strop should be checked by visual
inspection of the wire and the ferrules for any signs of
corrosion, permanent deformation or other damage.
There should be no broken strands or kinks in the
wire. The ferrules should be tight with no movement
of the wire within the ferrule, and there should be no
cracks in the ferrules. There should be no deformation
of the eyes or thimbles (if fitted). The checks should be
undertaken in good light. Any item showing any defect
should be withdrawn from service immediately.

It is recommended the strop is marked with the date
of the next or last inspection.

Chemicals

Avoid all contact with chemical reagents that could
affect the performance of the strop, e.g. acids, caustic
substances and oxidising agents. Discard this product
immediately if contamination is even suspected to have
occurred.

Materials

Galvanised steel wire with aluminium alloy ferrules or
stainless steel wire with copper ferrules.

Stainless steel thimbles where fitted.



The protective sleeve is polyester reinforced PVC.

Obsolescence

The lifetime of this strop is potentially indefinite if
stored correctly.

Marking

Marking, if required, can be made on the protective
sleeve.

LYON	Manufacturer's logo
BL 25 kN	Minimum strength when tested to EN 795
idN	Individual serial number will be in the format YYDDD 12345. The first two digits give the year of manufacture, the next three digits the day of the year from 001 to 365 and the five digits after is the number in the series
CE 0598	CE mark and notified body number
EN 795:2012 Type B	Standards to which this item conform
CEN/TS 16415:2013 Type B	
LO 7 n	Product code, where n is an indication of length. ST indicates the product is made of stainless steel. SOFT indicates that thimbles are not fitted to the eyes.
 =1	Number of simultaneous users permitted when used in accordance with EN 795
 =2	Number of simultaneous users permitted when used for rescue, in accordance with CEN/TS 16415:2013

**End of document -
reverse side intentionally left blank.**



General user instructions



Notified body controlling manufacture (where applicable)

Where items of Personal Protective Equipment require an EU type examination in accordance with Personal Protective Equipment (EU) Regulation 2016/425, the body controlling the manufacture is: Notified body No. 0598
SGS Fimko Oy,
P.O. Box 30 (Särkiniementie 3),
00211 HELSINKI, Finland.

WARNING

Make sure that you have read and understood these instructions before using this equipment. These user instructions are to be read and kept along with any other user information provided.

Activities at height are hazardous and may lead to injury or death. It is the user's responsibility, at all times, to ensure that they understand the correct use of any equipment supplied by or through Lyon Equipment, use it only for the purposes for which it is designed, and practice proper safety procedures including having a rescue plan in case of emergency.

This product must not be used outside its limitations, or for any purpose other than those described in the user instructions. Misuses forbidden in these instructions are examples only; many other misuses may exist which could lead to injury or death.

Do not use combinations of items of equipment in which the safe function of any one item is affected or interferes with the safe function of another.

Please note, the information in these user instructions is not exhaustive, and is not a substitute for comprehensive instruction and training by a competent person.

Lyon Equipment is not responsible for any consequences, whether direct, indirect or accidental, resulting from the use of its products.

If you are unsure about the correct use of this product, please contact us.

Who can use this equipment

This equipment should only be used by trained, competent and responsible persons, or the user should be under the direct supervision of a trained, competent and responsible person.

Activities at height should not be undertaken by persons affected by alcohol or drug dependence, diabetes, epilepsy, fits, blackouts, fear of heights, vertigo / dizziness / difficulty with balance, heart disease / chest pain, high or low blood pressure, impaired limb function, obesity, psychiatric illness, musculoskeletal issues, e.g. a bad back.

General instructions for use

Equipment must be checked before each use, to ensure it is serviceable and operates correctly. Checks should also be carried out during use. In addition, a thorough inspection by a competent inspector should be carried out in strict accordance with these user instructions, and a record kept of these inspections.

This product may be used with any compatible item of equipment, keeping in mind the limitations of each item in the safety chain. It should be noted that a full body harness is the only type of harness which may be used in a fall arrest system.

The anchor device or anchor point is of primary importance and should be unquestionably reliable. It should be strong enough to withstand the foreseeable maximum load that could be applied e.g. in the event of a fall.

When selecting an anchor, the anticipated directions of loading and potential loads should be taken into account.

Anchors should be selected and positioned to allow work to be carried out in such a way as to minimise the potential for a fall and potential fall distance, for example by keeping the anchor point / device above the user.

Anchors should not have sharp or rough edges which could damage equipment (use edge protection if necessary).

On each occasion of use, verify the free space required beneath the user in order to avoid an impact. Always try to place protection so that any fall will be stopped before the user hits the ground or any other obstruction. Remember to allow for rope stretch and slippage in the belay device or rope ascender / descender. In a fall arrest situation, the user must be protected from dynamic forces of greater than 6 kN in the event of a fall, e.g. by use of a fall arrest system incorporating an EN 355 energy absorber.

Maintaining your equipment

Wash in clean water not exceeding 30°C with pure soap and rinse in clean cold water. Do not use chemical products, solvents or detergents – these should be regarded as harmful.

Due to the difficulties in effectively disinfecting equipment, we recommend that any contaminated equipment should be withdrawn from use and disposed of in a suitable manner.

Equipment must be clean and dry before storing. Always allow to dry naturally, away from direct heat. Equipment should be stored in a cool, dry, well-ventilated area, away from excessive heat, high humidity, sharp edges, corrosives, sunlight or other sources of ultraviolet light (UV) and other possible causes of damage.

During transport, this product should be protected from abrasion, mechanical damage, chemical contamination, UV and heat.

Textiles

Always keep textile items at temperatures between -30°C and +50°C.

Metal items

Always keep metal items at temperatures between -20°C and +60°C.

No alterations, additions or repairs may be made to this product without the manufacturer's prior written consent; if done, the repair must be carried out by a competent person for repair authorised by Lyon Equipment to make the repair; and in accordance with specified procedures.

These instructions must be strictly adhered to.

Inspection

A thorough inspection should be carried out at least every 6 months by a competent inspector in accordance with these user instructions. A record of these checks should be kept with the product along with these user instructions. In addition, interim inspections should be carried out where products are used intensively, or in particularly harsh environments where damage is more likely to occur, or where legislation or the type of equipment make it necessary.

Pre-use and thorough inspections are essential because the user's level of protection depends on the continuing correct performance of this product.

PPE (Personal Protective Equipment) inspection training is available from Lyon Equipment.

Document continues overleaf

Withdraw your equipment from use if any one of the following applies:

- It shows sign of wear and tear / damage that may affect performance
- Markings on the product are no longer legible
- You suspect it may have been exposed to chemical contamination or extreme temperatures
- It fails a periodic examination
- It has been used to arrest a fall or has been excessively loaded
- It is more than 10 years after the date of manufacture (textile items or items with textile components). Metal items have a potentially indefinite lifespan if stored correctly.
- If you have any reason to doubt that it is safe to use.

It is the responsibility of the competent inspector to decide whether the equipment should be put back into use, or permanently withdrawn from use. Equipment permanently withdrawn from use must be destroyed, and should be recycled where facilities exist.

Certain environmental elements will considerably accelerate wear: salt, sand, dust, snow, ice, moisture, chemicals, sunlight (UV radiation) – list not exhaustive.

Warning: the safe working life of this product may be as short as its first use in extreme circumstances.

If in doubt, do not hesitate to scrap this product.

Guarantee

In the event of any defect in materials or workmanship please return the product to the dealer, distributor or manufacturer within 3 years of purchase for inspection. We will replace or repair as required. This guarantee does not cover normal wear and tear or accidental damage.

Note to resellers

If the product is re-sold outside the UK and Eire, but within the EU, the reseller is responsible for providing instructions for use, maintenance, periodic examination and for repair in the language of the country in which the product is to be used.

If you require the Intrastat commodity code / customs tariff code or NATO stock number (where applicable) for this product, please contact us via lyon.co.uk

Inspection records

A record must be kept for each component, subsystem and system, including name and contact details of the manufacturer or supplier, product description, serial number; year of manufacture, date of purchase, date of first use, any other relevant information, and history of periodic examinations and repairs, including dates and details of inspections and repairs, the name and signature of the competent inspector and the next due date for inspection. An example of a suitable equipment record is shown on this user instruction and can also be downloaded at lyon.co.uk

Local jurisdiction may dictate that extra information be recorded in the inspection record – check your country's legal requirements. Some products may have features which need special monitoring during periodic inspections, e.g wear indicators, in which case this information should also be recorded on the inspection record.

Explanation of symbols

	Refer to user instructions
	Permitted use
	Caution
	Danger of death
	Telephone number
	Anchor point
	Rope diameter
	Cable
	SWL (Safe Working Load)

Lyon Product Inspection Record					
Product code	Product description	Year of manufacture		Purchase date	
Length if applicable	Individual serial number	Date of first use		Certificate of conformity number	
Manufacturer Lyon Equipment Ltd.	Address Units 3-7, Tebov Business Park, Old Tebov, Penrith, CA10 3SS, UK	Tel: +44 (0) 15396 24040 Fax: +44 (0) 15396 26330 info@lyon.co.uk lyon.co.uk			
Record of inspection and repair					
Date	Comments	Name and signature of competent inspector			Next due date

All user instructions supplied with this product must be kept as part of the product inspection record