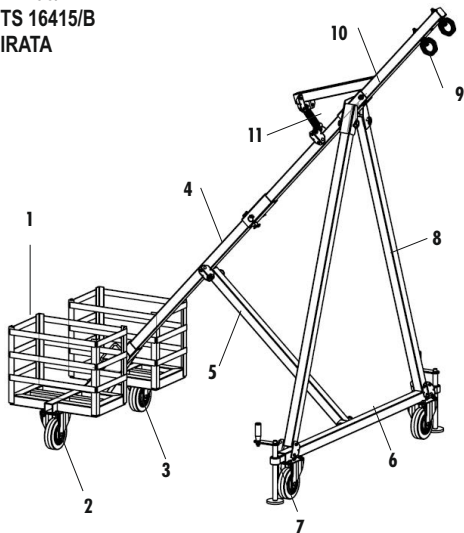




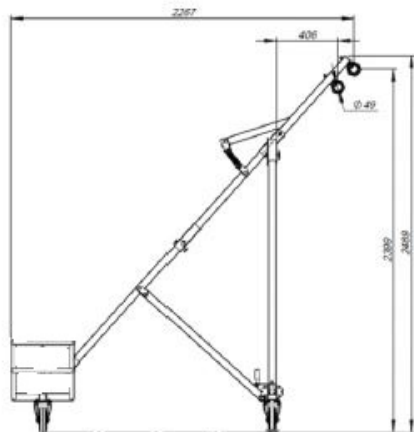
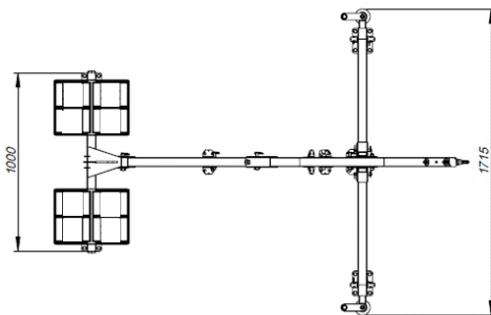
MOBILE CANTILEVER ANCHOR POINT DW200

EN795/B
TS 16415/B
IRATA

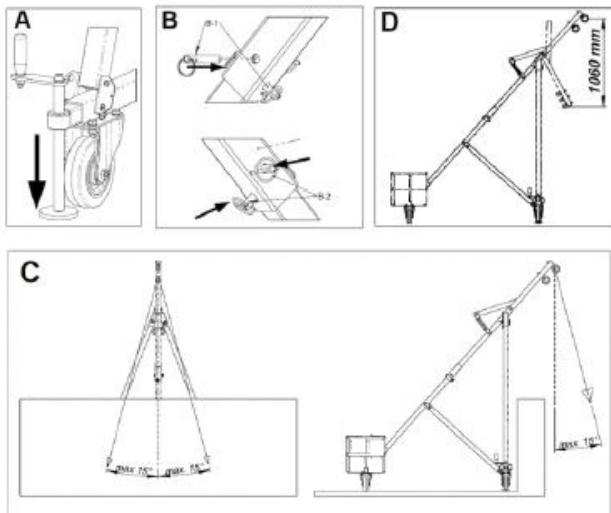
1



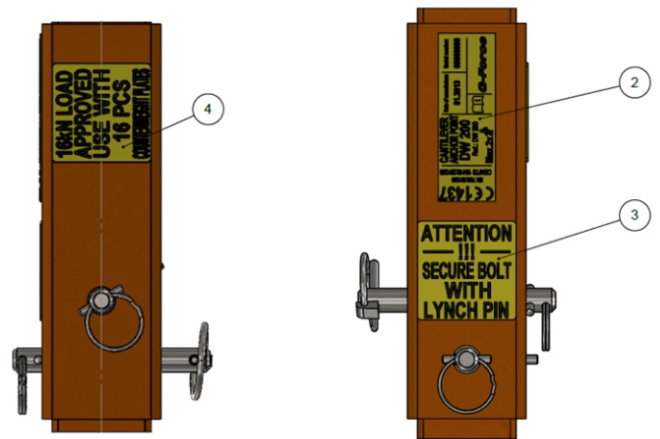
2



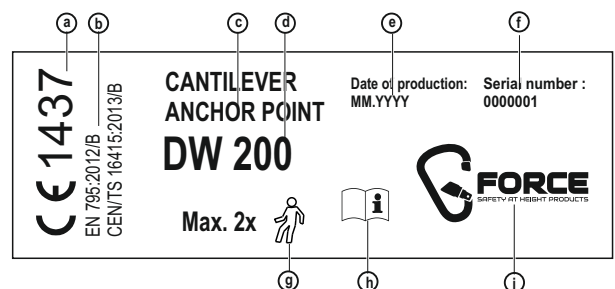
3



4



5



EN

EN – NOTE: Before use of this device please read and understand this instruction manual.

1. GENERAL DESCRIPTION

DW 200 is a component of personal protective equipment against falls from a height complied with EN 795:2012 and TS 16415:2013 as anchor device type B.

It is used for connecting a fall arrest system (e.g. energy absorber to lanyards, fall arresters, cables of fall arresters) in accordance with Directive of the European Parliament 2001/45/EC. The device is suitable for protection of max. three people at the same time.

| NO | TABLE 1-PARTS DESCRIPTION | Quantity |
|----|--|----------|
| 1 | Counterweight | TABLE 2 |
| 2 | Rubber pad wheels 160mm | 4 |
| 3 | Rear beam (for counterweight installation) | 1 |
| 4 | Lower Jib | 1 |
| 5 | Rear support | 1 |
| 6 | Front beam | 1 |
| 7 | Support for front beam | 2 |
| 8 | Front support | 2 |
| 9 | Anchor point | 3 |
| 10 | Upper jib | 1 |
| 11 | Energy absorber | 1 |

| Counterweight type | TABLE 2 – COUNTERWEIGHT QUANTITY | |
|--------------------------|--|---|
| | Quantity [pcs] | |
| | EN 795 / TS 16415 14kN static test force 3 people at the same time | IRATA* 15kN static test force 2 people at the same time |
| 25kg counterweight plate | 12 | 14 |
| 20kg counterweight plate | 16 | 18 |

*DW200 conform requirements of IRATA document F3.4 – Counterweight Anchors requirements (15kN static test force is required. Device was tested with force 16kN).

All components of the device are made of powder coated steel. Weight of each particular component is less than 25kg, enabling the device to be handled and installed by a single person. Wheels provided with the device facilitate positioning of the assembled frame at the work site. The device is intended for use on roofs and in places without window sills, in particular.

ed-1/30.06.2020



0000018

3. INSTALLING THE DEVICE

Assemble the device's frame using pins. Each pin must be secured with cotter [Fig. B].
Install the device on a level surface. Before installing the weights first place the device at the work site. Then install appropriate number of counterweight plates according to TABLE 2 on the rear beam and immobilise the device by means of front beam supports.

In case of edges which the line may contact during work, use edge guards for textile ropes preventing the rope from wearing against the edge.

The user must take into account the risk of injuries when arresting a fall beyond the edge. Special rescue procedures should be introduced and adequate trainings conducted including possibility of a potential fall beyond the edge.

5. MARKING

- a) CE mark and notified body number inspecting the equipment manufacturing
- b) Number : European standard year / device type
- c) Name/type of device
- d) Reference number
- e) Month and year of manufacture
- f) Serial number of device
- g) Admissible number of people protected by device
- h) Attention: read instruction manual
- i) Marking of manufacturer or distributor of device

DW200 lifetime is indefinite. Device maximum lifetime depends on the intensity of usage and the environment of usage. Using DW200 in rough environment, marine environment, contact with sharp edges, exposure to extreme temperatures or aggressive substances, etc. can lead to the withdrawal from use even after one use.

At least once a year (after every 12 months of use) DW200 shall be subject to periodic inspection. Periodic inspections must only be carried out by a competent person who has the knowledge and training required for personal protective equipment periodic inspections. Every periodic inspection must be recorded in the Identity Card of the equipment.

DW200 shall be withdrawn from use and destroyed to avoid incidental reuse when:

- It has been used to arrest a fall.
- It fails to pass inspection. There are any doubt as to its reliability.

Device shall be withdrawn from use by the competent person.

Before any usage of the protective equipment against falls from a height, a component of which the DW200 device is, check whether all devices are properly interconnected and cooperating with no interference, and compliant with valid standards:

- EN 361 - For full body harness;
- EN 354, EN 355, EN 353-1, EN 353-2, EN 360, EN 362 - For fall protection systems;
- EN 795, TS 16415 - For anchor points (structural anchor points).
- EN 341 - For rescue equipment.

! Always take into account the distance given in Fig. D (resulting from opening of energy absorber installed on upper jib) in the system protecting against a fall from heights as it has influence on fall arrest distance.

- ! Do not use the DW200 device for safeguarding, lifting or lowering of any loads.**

! For protection against falls from a height use a fall protection system reducing the braking force impacting the user during fall arresting up to max. 6 kN (e.g. energy absorber with lanyard or fall arrester).

- personal fall protection equipment should be used only by personnel trained in its use.
- personal fall protection equipment must not be used by a person with medical condition that could affect the safety of the equipment user in normal and emergency use.
- develop a rescue plan to be implemented during operation whenever necessary.
- being suspended in personal fall protection equipment (e.g. after arresting a fall) please note symptoms of suspension trauma.

to avoid negative effects of suspension make sure a corresponding rescue action plan is prepared. It is recommended to use support tapes.

it is forbidden to make any alterations or additions to the equipment without prior written consent given by the manufacturer. any repair shall only be carried out by manufacturer of the equipment or his certified representative.

personal fall protection equipment shall not be used for any purpose other than intended.

personal fall protection equipment provides individual protection and shall be used by one person only.

before each use make sure that all parts of fall protection system cooperate correctly. Periodically examine connections and fitting of components of the equipment to prevent any accidental loosening or disconnection.

it is forbidden to use a combination of the equipment where function of any one item is affected by, or interferes with the function of any other.

before each use of personal fall protection equipment carry out a detailed inspection to ensure that the device is operable and operates correctly.

in particular, before use inspect all accessible elements of the equipment for any damages, excessive wear, corrosion, abrasion, cutting or improper function. On individual devices pay particular attention to:

- in full body harnesses, sit harnesses and work positioning devices: buckles, regulating elements, attachment points (buckles), webbing, seams, belt loops;
- in energy absorbers: attachment loops, webbing, seams, housing, connectors;
- in lanyards and textile guides: rope, loops, thimbles, connectors, regulating parts, splices;
- in lanyards and steel guides: rope, wires, clamps, loops, thimbles, connectors, regulating parts;
- in retractable type fall arresters: lanyard or webbing, retractor and locking mechanism for proper operation, housing, energy absorber, connectors;
- in guided type fall arresters: body, proper guiding, locking mechanism for proper operation, rollers, bolts and rivets, connectors, energy absorber;
- in metal parts (connectors, hooks, snap hooks): load-bearing body, rivets, main pawl, function of locking gear.

at least once a year, after each 12 months of use, personal fall protection equipment must be withdrawn from use to carry out periodic detailed inspection. Periodic inspection may be carried out by a properly qualified and skilled person. Also periodic inspection can be carried by manufacturer of the equipment or his authorized representative.

in some cases, if fall protection equipment has a complex design (e.g. fall arresters), periodic inspections can be carried out by manufacturer of the equipment, or his authorized representative only. After the periodic inspection, date of the next inspection should be defined.

regular periodic inspections are essential in respect of the equipment condition and safety of users which is dependant on functionality and durability of the equipment.

during periodic inspection it is necessary to check the legibility of all markings on the equipment (identity label of the device). Do not use the equipment if marking is illegible.

it is essential for the user's safety that the product is re-sold outside the original country of destination the reseller must provide instructions for use, for maintenance, for periodic inspection and for repair in language of the country where the

personal fall protection equipment must be withdrawn from use and discarded immediately (or other procedures based on instruction manual should be applied) if it has been used to arrest a fall.

full body harness compliant with EN 361 is the only device supporting user's body in fall arrest systems.

fall arrest system can be connected to attachment points (buckles, loops) on full body harness marked with capital letter "A" anchor point (device) of the fall protection equipment should have a stable structure and position so as to prevent a possibility of the load fall and minimize a free fall distance. Anchor point of the equipment should be located above the user's work station. The shape and construction of the anchor point shall not allow for a self-acting disconnection of the equipment. Minimum strength of anchor point of the equipment should be 12kN. It is recommended to use certified and marked anchor points of the equipment compliant with EN 795.

it is obligatory to verify the free space required under the user at workplace before each occasion of using the fall protection system, so that, in case of a fall, there is no collision with the ground or other obstacle in the fall path. The required free

space should be determined on basis of the data given in the instruction manual of the equipment to be used.

when using the equipment, inspect it on a regular basis, paying special attention to risks and damages affecting operation of the equipment and the user's safety, and in particular to kinks and rope movement on sharp edges, oscillatory falls, electrical conductivity, any damages such as cuts, abrasions, corrosion, influence of extreme temperatures, negative influence of environmental factors, chemical substances.

personal fall protection equipment must be transported in a package (e.g.: bag made of moisture-proof textile or foil bag or cases made of steel or plastic) to protect it against damage or moisture.

personal fall protection equipment should be cleaned without causing adverse effect on the materials used in the

production of the equipment. For textile materials (webbings, ropes) use agents suitable for delicate fabrics. Can be washed in hands or in a washing machine. Rinse thoroughly. Clean energy absorbers using damp cloth only. Do not immerse energy absorber in water. Wash textile products with water only. When the equipment becomes wet, either from being in use or after cleaning, allow it to dry naturally, and keep it away from sources of heat. In metallic products lubricate slightly some mechanical parts (springs, hinges, pawls, etc.) regularly to ensure their better operation.

personal fall protection equipment should be stored loosely packed in well-ventilated rooms, protected from direct light, UV degradation, dust, sharp edges, extreme temperatures and aggressive chemical substances.

all parts of personal fall protection equipment must conform to instruction manuals for the equipment and standards in force;

- EN 353-1, EN 353-2, EN 354, EN 355, EN 360 - for fall arrest systems;
- EN 362 - for connectors
- EN341, EN1496, EN1497, EN1498 - for rescue equipment
- EN 361 - for full body harnesses;
- EN 813 - for sit harnesses;
- EN 358 - for work positioning systems;
- EN 795 - for anchor devices.

Manufacturer:
PROTEKT - Starorudzka 9 - 93-403 Łódź - Poland

SafetyLiftingGear.com
Unit R1D Rockingham Gate Poplar Way
West Cabot Park Bristol BS11 0YW
Tel: 0808 123 69 69 Fax: 0117 9381 602
sales@safetyliftinggear.com

It is the responsibility of the user organisation to provide the identity card and to fill in the details required. The identity card should be filled in before the first use by a competent person, responsible in the user organization for protective equipment. Any information about the equipment like periodic inspections, repairs, reasons of equipment's withdrawal from use shall be noted into the identity card by a competent person in the user organization. The identity card should be stored during a whole period of equipment utilization. Do not use the equipment without the identity card.

| | |
|-----------------------------|--|
| MODEL AND TYPE OF EQUIPMENT | |
| SERIAL/BATCH NUMBER | |
| REFERENCE NUMBER | |
| DATE OF MANUFACTURE | |
| DATE OF PURCHASE | |
| DATE OF FIRST USE | |
| USER NAME | |

[illegible]